

MS 700

SEMIAUTOMATIC WELDING BAR MACHINE WITH GOODS' PUSHER



Technical features

MS Models	500	700	900
Bar (mm)	500	700	900
Max. Spool Width (mm)	480	680	880
Max. package width (mm)	The width of the package is proportional to its height.		
Max. package height (mm)	220	380	380
Tunnel entrance dimensions (mm)	400X250h	600X400h	800x400h
Tunnel chamber length (mm)	1100	1300	1500
Machine length (mm)	2530	2890	3600
Machine width (mm)	1000	1200	1500
Machine height (mm)	1700	1980	1980
Work Surface Height	Standard 850 ± 25 mm		
Machine weight (Kg)	750	1000	1400
Electrical Power Supply	220x3+T		400X3+N+T
Electrical Power (Kw)	10	20	27
Electrical Consumption (Kw/h)	6	10	14
Pneumatic power supply (bar)	6		
Air consumption per cycle (NL)	16		
Max. production per minute	5-12	5-12	5-12

The features indicated may be subject to change

Available models

- . With pusher in line
MS 700 / 900 (Up to 10/12 Packages / min.)


MS700/900 MODELS REPRESENT THE EXTREME SIMPLIFICATION IN BUNDLING MACHINES

THEY ARE MADE WITH A SINGLE SUPPORTING STRUCTURE

MS700 MODELS SHRINK SINGLE OR GROUPED ITEMS WITH POLYETHYLENE FILM

Available optionals

Bundle cooling unit installed at the outlet of the tunnel in order to reduce the cooling time of the package making it more compact for subsequent handling




Film presser roller unit installed at the tunnel outlet: it compacts the excessive film that may remain on the sides of the package when total closure **of the package is required**



Machine mounted on wheels so that it can be moved without the aid of lifting equipment




Roller conveyor with thick rollers positioned at the tunnel exit, under the package cooling unit. Especially useful for packing groups of products using film only. These rollers facilitate the transit of the packages without causing any disintegration of them, resulting in a compact bundle once it is cooled.



Film spool insertion rollers - upper and lower - facilitate the operator in changing the spool.



Automatic end of spool system is a safety system that stops the film entering the rollers when the spool is finished, thereby avoiding possible damage and prolonged system downtime.



Automatic upper and lower film spool centering system by hand wheel.

